

MEDIA FILTRATION SYSTEM – Series F600

Applications: provide high quality filtration solutions for water with high contamination of organic material and algae

Standard Characteristics:

- **Filter housing material of construction:** Carbon Steel ST37.2
- **Pre-treatment:** sand blasting up to Sa 2.5 grade
- **Exterior & Interior coating:** electrostatic oven baked polyester-epoxy powder coating with a thickness of 150-200 micron
- **Connections:** Victaulic, Threaded socket and Flange
- **Maximum recommended working pressure:** 8 bars (116 psi).
- Equipped with “mushroom” diffusers with vertical openings
- Diffusion protection for screws, nuts & washers

Operation:

Water enters the filter via the inlet and spreads evenly onto the media.

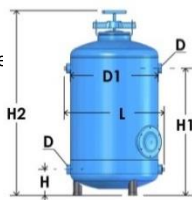
Solids and organic materials are trapped within the media. The clean water passes through the media and flows out via the nozzles. The back flushing process is done by shutting the inlet of the filter and allowing the water to enter from the bottom, lifting the media and releasing the solids that exit the filter through the back flush manifold. This process can be controlled automatically.



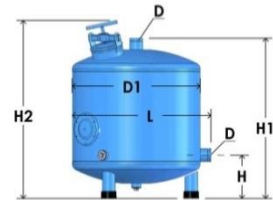
MEDIA FILTRATION SYSTEM – Series F600

Model	In/Out ØD (in)	ØD1 (in)	H		H1		H2		L		Weight of unit		No. of gravel bags of 25 kg (55 lb)
			(mm)	(in)	(mm)	(in)	(mm)	(in)	(kg)	(lb)			
F605	1	12	150	5.91	785	30.91	1160	45.65	445	17.52	45	99	2
F610	1 ½	16	180	7.09	870	34.25	1175	46.23	457	17.99	48	106	3
F620	2	20	180	7.09	880	34.65	1280	50.4	548	21.57	60	132	5
F630	3	20	180	7.09	880	34.65	1280	50.4	617	24.29	60	132	5
F635	2	24	180	7.09	880	34.65	1285	50.6	696	27.4	85	187	7
F636	3	24	180	7.09	880	34.65	1285	50.6	750	29.53	85	187	7
F640	3	30	300	11.81	1070	42.13	1197	47.12	864	34.02	130	287	12
F650	3	36	300	11.81	1110	43.7	1242	48.9	1010	39.76	170	375	16
F655	3	42	300	11.81	1110	43.7	1224	48.19	1166	45.91			21
F660	4	48	330	11.81	1110	43.7	1189	46.81	1338	52.69	246	542	23

Note: Standard connection 12"- 25" threaded
30"- 48" Victaulic/Flange



Model F605 – F635

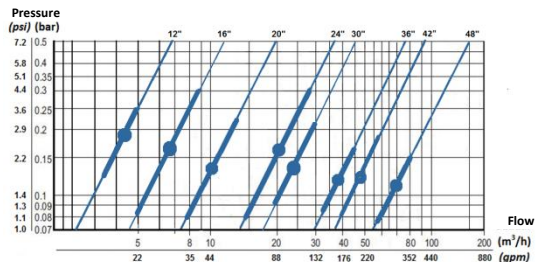


Model F640 – F660

MEDIA FILTRATION SYSTEM – Series F600

Model	In/out ØD (in)	Body Diameter (mm) (in)		Recom. Flow rate (m ³ /h) (gpm)		Recom. Backwash Flow rate (m ³ /h)(gpm)		Filtration area (m ²) (ft ²)	
F605	1	323	12	3.5-5	15-22	6	26	0.07	0.75
F610	1.5	390	16	5.3-9	23-39	10	44	0.12	1.29
F620	2	480	20	8-13.5	35-59	17	75	0.20	2.15
F630	3	480	20	8-13.5	35-59	17	75	0.20	2.15
F635	2	610	24	13.5-20	59-88	25	110	0.29	3.12
F636	3	610	24	13.5-20	59-88	25	110	0.29	3.12
F640	3	762	30	20-30	88-132	38	167	0.44	4.73
F650	3	900	36	32-44	140-193	55	242	0.64	6.89
F655	3	1050	42	39-57	171-250	74	326	0.87	9.36
F660	4	1200	48	55-79	242-348	96	423	1.13	12.16

Pressure loss at 120 micron



● Average point – Headloss/Flow Rate

MEDIA FILTRATION SYSTEM – Series F600

Recommendation table for gravel system

Model	In/Outlet ØD (in)	Max. Flow rate (m3/h)	Configuration	Screen (*)
F635-02-130	3	40	2*24"	1*F130 (3")
F635-03-140	4	60	3*24"	1*F140 (4")
F635-04-140	4	80	4*24"	1*F140 (4")
F635-05-140	4	100	5*24"	1*F140 (4")
F635-06-160	6	120	6*24"	1*F160 (6")
F650-04-160	6	160	4*36"	1*F160 (6")
F650-05-160	6	200	5*36"	1*F160 (6")
F650-06-160	6	250	6*36"	1*F160 (6")
F650-07-180	8	300	7*36"	1*F180 (8")
F650-08-180	8	340	8*36"	1*F180 (8")
F660-05-180	8	350	5*48"	1*F180 (8")
F660-06-110	10	420	6*48"	1*F110 (10")
F660-07-110	10	500	7*48"	1*F110 (10")
F660-08-110	10	570	8*48"	2*F180 (8")
F660-09-110	10	630	9*48"	2*F180 (8")
F660-10-110	12	700	10*48"	2*F180 (8")

* The standard screen of the control filter is 400 micron.

The system includes: back flushing valve, limit flow rate valve, back flushing controller, gravel, pipes & accessories.



Sodium Hypochlorite for Chlorination

Chlorine treatment process

1. Empty the tank until it is half filled with water.
2. Apply the quantities of liquid sodium hypo-chloride into the filter tanks, as per the table.
3. Refill each tank with water allowing no flow through the tanks.
4. Close the cover of the filter and wait 30 to 60min.
5. Wash the filter again, 2-3 times consecutively.

Model	Filter diameter		Quantity of Sodium Hypochlorite Domestic liquid - 3% concentration		Quantity of Sodium Hypochlorite Technical liquid - 10% concentration	
	(in)	(mm)	(litros)	(gallons)	(litros)	(gallons)
F605	12	300	0.27	0.07	0.06	0.016
F610	16	400	0.50	0.13	0.10	0.026
F620	20	500	0.80	0.21	0.16	0.042
F630	20	500	0.80	0.21	0.16	0.042
F635	24	610	1.20	0.32	0.24	0.063
F636	24	610	1.20	0.32	0.24	0.063
F640	30	750	1.73	0.46	0.35	0.092
F650	36	900	2.48	0.65	0.50	0.132
F655	42	1050	3.45	0.91	0.70	0.185
F660	48	1200	4.50	1.19	0.90	0.238

MEDIA FILTRATION SYSTEM: Series F600

