



FLOTIDE
Enjoy water at home

FLOTIDE ROBOT CLEANER XR2


EFFORTLESS OPERATION

SUPERIOR CLEANING POWER



AC POWERED FOR A DEEP CLEAN

FLOTIDE XR2 IS IDEAL FOR EXTENDED DEEP CLEANING, ENSURING YOUR POOL REMAINS IN OPTIMAL CONDITION.



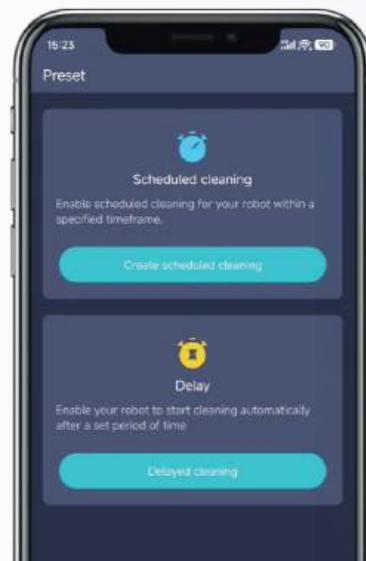
**DUAL-CENTRIFUGAL PUMP
DOUBLE SUCTION**

**4.1L DUAL ZONE
FILTER BASKET**

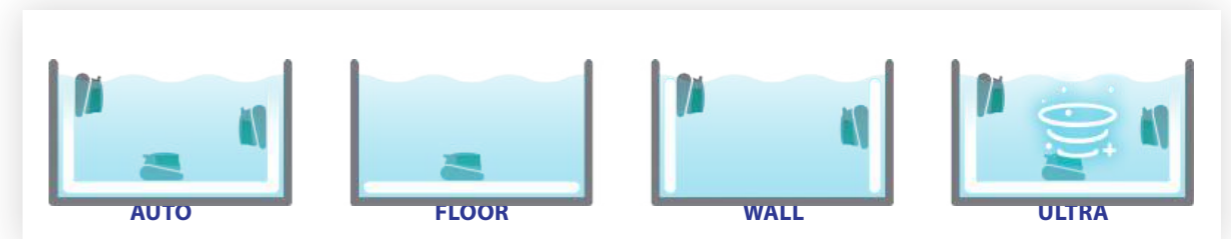


**LIGHTWEIGHT &
PORTABLE**

**SCHEDULED
CLEANING
VIA APP**



**FOUR CLEANING MODES FOR
COMPREHENSIVE THOROUGH CLEANING**





COMPREHENSIVE THOROUGH CLEANING

FLOTIDE XR2'S HYDROCURVE INTELLIGENT ALGORITHM ENABLES A SYSTEMATIC S-SHAPED PATH, COMPREHENSIVELY AND SWIFTLY CLEANING THE POOL FLOOR, SIDE WALLS, AND THE WATERLINE WITH MAXIMUM EFFICIENCY AND ZERO BLIND SPOTS.



FLOOR



WALLS, WATERLINE



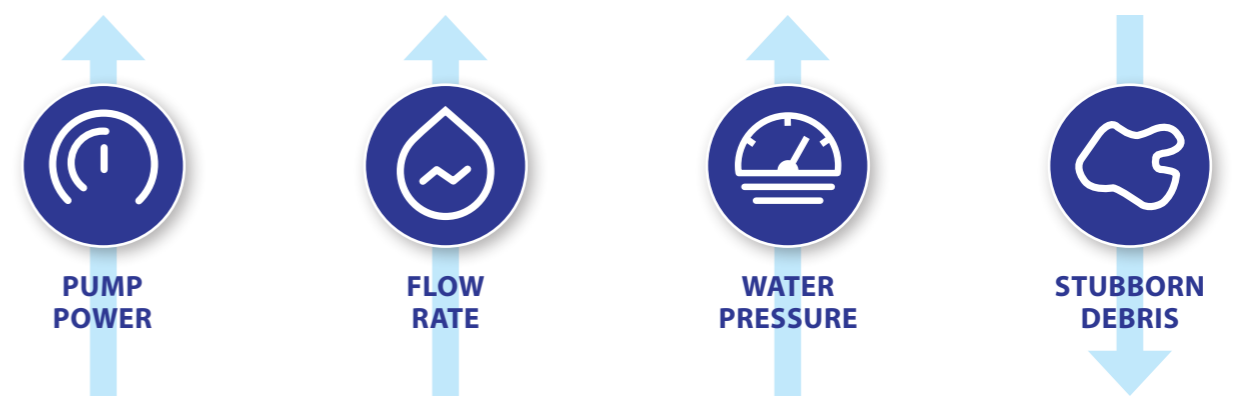
DOUBLE SUCTION POWER WITH CENTRIFUGAL PUMPS

110 GPM of water filtration provides super strong suction to efficiently remove debris from pool bottom and walls.



ULTRA CLEAN MODE BOOSTS CLEANING POWER

Remove stubborn debris more effectively while completing large-area cleaning tasks faster.



LATERAL WATERLINE CLEANING

- MOTOR ADVANTAGES**
- Patented waterline lateral movement technology
 - Stable & prolonged parallel motion
 - Increase waterline coverage area
 - Scrub accumulated oil and grime
 - Protect family health





MAIN DRAIN CROSSING

Reinforced tracks provide greater friction, easily cross over main drain and other obstacles during cleaning.

MAIN DRAIN

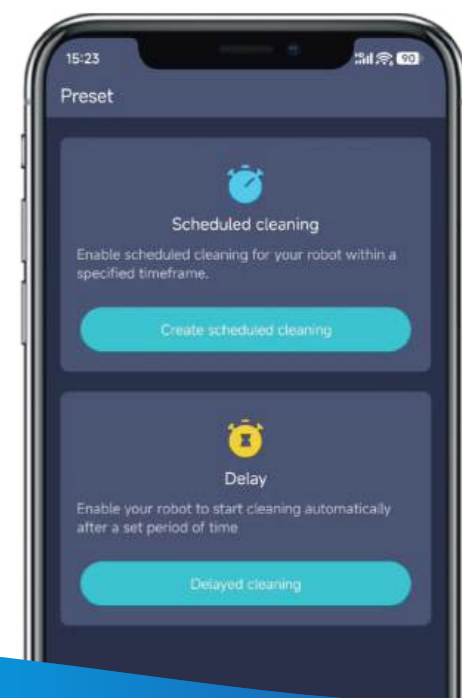


WATER INLET



CUSTOMIZED CLEANING VIA APP

With the Flotite XR2 app, you can easily select cleaning modes before your Flotite XR2 enters the water, and even schedule timed or delayed cleaning tasks, ensuring complete control over your pool maintenance even when you're away.



FLOTIDE XR2 OFFERS 4 CLEANING MODES, CATERING TO DIFFERENT CLEANING NEEDS.




4 CLEANING MODES

- ULTRA CLEAN
- FLOOR ONLY
- WALLS ONLY
- AUTOMATIC



DEEP-SEA TECHNOLOGY MOTORS


Capable of withstanding 200 metres of water pressure, they resist high-salt and high-chlorine environments, extending the robot's lifespan for long-lasting, efficient cleaning. The motors provide robust power for the dual pumps, enhancing debris suction capability.





4.1L LARGE BASKET FOR EFFICIENT FILTRATION

150 µm nylon filter





50 µm hyper-fine filter (optional)



PATENTED DUAL WATER INLET DESIGN

Effectively increases cleaning area and efficiency, ensures smooth water filtration flow, and stable wall climbing and waterline lateral cleaning even when main filter chamber is full.





PRODUCT PARAMETERS

Dimension of robot	398 x 405 x 253 mm
Weight of robot	6.5 kg
Dimension of control box	290 x 170 x 130 mm
Weight of control box	1.3 kg (exclude cable)
Cable length	12 m
Rated input voltage	AC 100 - 120 V / 200 - 240 V, 50 - 60 Hz (Refer to the product label for the actual usable voltage)
Input power	Peak 170 W
Rated output voltage	DC 24 V
Working depth	0.5 - 3 m
Cleaning area	Floor, walls, waterline
Cleaning modes	Auto 2h / Auto 1h / Auto 3h (floor + walls + waterline) Wall only: 2h Floor only: 2h Ultra clean
Quantity of pumps	2
Quantity of active brushes	1
Protection grade of robot	IP68
Protection grade of control box	IP54
Filter basket capacity	4.1 L
Filter basket replacement	Replace the Entire Filter Basket
Filter precision	150 µm / 50 µm Hyper-fine (optional)
Filtration capacity	Up to 420 L/min
App	Support
Cloud service	Not supported
Scheduled start	Support
Manual mode	Not supported
Water temperature display	Not supported
Movement speed	12 m/min
Working temperature	5-35°C
Storage temperature	5-45°C
Best-suited pool size	100 - 150 m ²
Others	Salt 5000 ppm Chlorine 5 ppm pH 7.0-7.8

TWO CONTROL METHODS

MAIN UNIT BUTTON

Switch between three cleaning modes, simple and direct.



APP

Customize cleaning modes, OTA upgrades (limited to onshore connection setup).





www.bosta.com | Order easily and quickly online!
Bosta UK enquiries@bosta.co.uk | +44 (0) 1284 716580

